

STORYBOARD TEST

NAME _____

Below are the **character designs** for the story. The script can be found on the next page, and the following pages are the thumbnail panels and final board panels for you to create the visual plan of how the sequence can be shot.

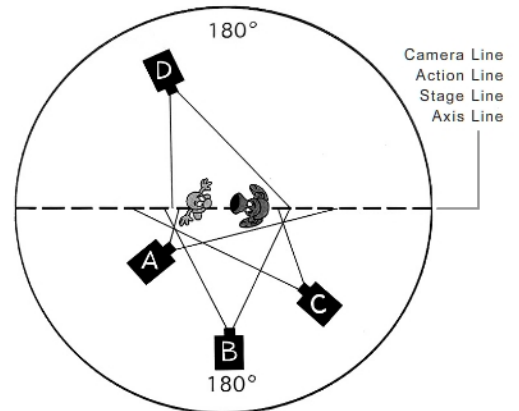
Things to keep in mind while storyboarding:

- Camera Angles**
- Continuity** (Cuts & Axis Lines)
- Composition / Center of Attention**
- Close-ups, Medium Shots, Wide Shots** (use them wisely)


Remember, the shots tell the story. How you frame each scene can help to tell the story in an entertaining and direct way. Simplicity and clarity are key.

You should write down any stage direction notes, acting notes, and most importantly the **dialogue** of each character underneath all panels. **Label your scenes** and panels according to when the camera cuts. Everytime the camera cuts to a new shot - add to the scene number and start back to panel 1.


Separate all these pages so you can have the script, designs and boards all in front of you while you work. Have fun! Good luck!



CAMERA (A) OK



CAMERA (B) OK



CAMERA (C) OK



CAMERA (D) N/G!!




Carrie



Pete



Miller



Mr. Duncan

Duncan's Revenge

Interior - High school study lounge.

Pete gets a cola from one of the vending machines and walks over to a defeated-looking **Carrie** sitting down.

Pete: Hey, are you okay?

Carrie: Not so much. I got a "D" on the history test.

Pete: Huh. Lucky you I got an "F".

Carrie: No way! You always ace those things!

Pete: Actually, I think Mr. Duncan kinda lost it. I heard everybody got a "D" or an "F" today.

Carrie: Really? Wow. He was acting kind of weird in class. All that stuff about Jiffy Peanut Butter and the Communists.

Miller (entering): Room for one more?

Carrie: No.

Pete: Hey, Miller.

Miller: So, did you hear? Duncan went on a rampage!

Carrie: What?

Miller: I was there! He smashed all the Macs in Room 4 with a baseball bat! Then he stole the rhino head off the wall and ran off!

Pete: You're kidding!

Carrie: Oh my God!

Pete: Wow. I kinda love Mr. D. now.

Carrie: You swear you're not making this up!

Miller: I swear! The police are looking for him and everything.


Pete: Y'know, I alwyas heard Mr. D was nuts. Did you guys know that last year, he was - - -

Carrie: Uh...

Pete: What?

Mr. Duncan (standing behind Pete): Hello, children.

Close-up reference:




* Use the reverse side of this page to make a floor plan of the layout of the room, this will help you to figure out the location of the characters the axis lines you need to create.

SCENE _____ PANEL _____




ACTION / DIALOGUE:

SCENE _____ PANEL _____




ACTION / DIALOGUE:

SCENE _____ PANEL _____



ACTION / DIALOGUE:

SCENE _____ PANEL _____




ACTION / DIALOGUE:

SCENE _____ PANEL _____




ACTION / DIALOGUE:

SCENE _____ PANEL _____




ACTION / DIALOGUE:

SCENE _____ PANEL _____




ACTION / DIALOGUE:

SCENE _____ PANEL _____




ACTION / DIALOGUE:

SCENE _____ PANEL _____



ACTION / DIALOGUE:

SCENE _____ PANEL _____




ACTION / DIALOGUE:

SCENE _____ PANEL _____




ACTION / DIALOGUE:

SCENE _____ PANEL _____




ACTION / DIALOGUE:

SCENE _____ PANEL _____




ACTION / DIALOGUE:

SCENE _____ PANEL _____




ACTION / DIALOGUE:

SCENE _____ PANEL _____




ACTION / DIALOGUE:

SCENE _____ PANEL _____




ACTION / DIALOGUE:

SCENE _____ PANEL _____




ACTION / DIALOGUE:

SCENE _____ PANEL _____




ACTION / DIALOGUE:

SCENE _____ PANEL _____




ACTION / DIALOGUE:

SCENE _____ PANEL _____




ACTION / DIALOGUE:

SCENE _____ PANEL _____




ACTION / DIALOGUE:

SCENE _____ PANEL _____



ACTION / DIALOGUE:

SCENE _____ PANEL _____




ACTION / DIALOGUE:

SCENE _____ PANEL _____




ACTION / DIALOGUE:

SCENE _____ PANEL _____




ACTION / DIALOGUE:

SCENE _____ PANEL _____




ACTION / DIALOGUE:

SCENE _____ PANEL _____



ACTION / DIALOGUE:

SCENE _____ PANEL _____



ACTION / DIALOGUE:

SCENE _____ PANEL _____




ACTION / DIALOGUE:

SCENE _____ PANEL _____




ACTION / DIALOGUE:

SCENE _____ PANEL _____




ACTION / DIALOGUE:

SCENE _____ PANEL _____




ACTION / DIALOGUE:

SCENE _____ PANEL _____



ACTION / DIALOGUE:

SCENE _____ PANEL _____



ACTION / DIALOGUE:

SCENE _____ PANEL _____




ACTION / DIALOGUE:

SCENE _____ PANEL _____




ACTION / DIALOGUE:

SCENE _____ PANEL _____




ACTION / DIALOGUE:

SCENE _____ PANEL _____




ACTION / DIALOGUE:

SCENE _____ PANEL _____



ACTION / DIALOGUE:

SCENE _____ PANEL _____




ACTION / DIALOGUE:

SCENE _____ PANEL _____



ACTION / DIALOGUE:

SCENE _____ PANEL _____



ACTION / DIALOGUE: