


Brad Bird on how to Compose Shots

For Storyboard and Layout Artists

Part 1


PDF provided by www.animationmeat.com

**Samples of Visual Consultant
Brad Bird's Composition Notes**



Brad Bird on Composition



Part 1



ADJUST DOWN
ON ACTION
(WHEN ACTION
MAKES THE
do something
COMPOSITION
SUDDENLY SUCK,
CORRECT FOR
IT!!)





MAKE COMPOSITION
LESS FLAT




Brad Bird on Composition


Part 1



THIS
LIKE




THIS



THIS
LIKE
THIS


Brad Bird on Composition

Part 1



~~JOSEPH PICKS LIGHTER FROM~~
~~DISPLAY CONNIE LIFTS CANDLES~~

Connie picks up some scented candles.



~~JOSEPH PICKS LIGHTER,~~
~~CONNIE WALKS FORWARD, STOPS AT~~
~~A DISPLAY, BOBBY LOOKS DOWN IN BG~~


INT. GET IN GET OUT MINI-MART - CONTINUOUS

Bobby, Connie and Joseph wander through the aisles.


THIS LIKE
THIS

(JOSEPH COMES)

Let's get butane lighters.



JOSEPH PICKS THE LIGHTER ON
 CONNIE REACHES FOR CANDLES
 BOBBY TURNS TO JOSEPH




bobby



CA' MON!

Brad Bird on Composition

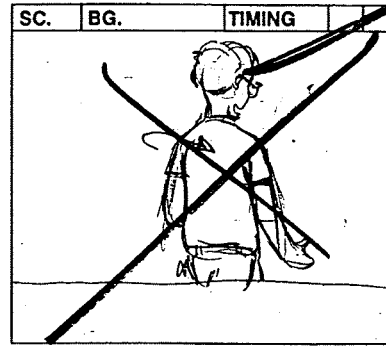


Part 1



Use lower angles and remember to make sure characters aren't parallel to each other. Break things up!

Brad Bird on Composition

Part 1



① GRANDY CLEARS THROAT.

GRANDY
(CLEARS THROAT) Gentlemen. Let's
try an "active listening" exercise.

Kahn,
I want you to tell Hank


OR?
THIS →

THEN GRANDY
LEANS BACK ON
DESK

SLIDE OUT
GRANDY + DESK
SLIGHTLY

GRANDY (CONT)

(AT A DIAGONAL)
TO CLEAR THEM
FOR PUSH IN ON KAHN



GRANDY: (cont)



I want you to tell Hank

Brad Bird on Composition

Part 1



THIS
LIKE THIS




THIS
LIKE
THIS

Brad Bird on Composition

Part 1


SC. BG. TIMING




KIDS LOOK UP TO GRANDY
HOOK UP TO PREVIOUS SC.

Grandy blows his pitch pipe at the two men.


SC. BG. TIMING



SC. BG. TIMING



SC. BG. TIMING




CLEAN UP COMPOSITION

LIKE THIS

GRANDY




Time out.



Does your composition have a nice silhouette?
Make sure things read clearly.

Brad Bird on Composition

Part 1



They've come to a little clearing in the trees. Hank holds up his hand for silence.

PAW INTO FROM LEFT...

THIS



BILL

I can't afford not to.

HANK

Shhh! This is it, guys.

START → STOP

THIS IS SO THAT WOODS APPEAR DEEP, AND WE CAN FEEL CLEARING ETC.

SLIDE O.C. TREE @ FASTER RATE

THIS LIKE THIS



Brad Bird on Composition

Part 1

Storyboard sketches illustrating composition and framing. The sketches are arranged in a grid with columns for scene numbers and background (BG) and rows for timing.

Sketch 1 (SC 18 BG): Shows a character in the background and a woman in the foreground. Annotations: "THIS LIKE THIS" (circled) with an arrow pointing to the woman's head position.

Sketch 2 (SC 19 BG): Shows a character sitting at a desk. Annotations: "SHOULD BE SUBTLE UP-SHOT" (circled) with an arrow pointing to the character's head position.

Sketch 3 (SC 20 BG): Shows a character sitting at a desk, similar to sketch 2.

Sketch 4 (SC 66 BG): Shows two characters at a desk. Annotations: "FG. FIGURE HIGHER IN FRAME ETC." (circled) with an arrow pointing to the character's head position.

Sketch 5 (Bottom Left): Shows a character in a window. Annotations: "THIS LIKE THIS" (circled) with an arrow pointing to the character's head position.

Sketch 6 (Bottom Right): Shows two characters at a desk. Annotations: "THIS LIKE THIS" (circled) with an arrow pointing to the character's head position, and "PEGGY / LUANNE (GRUNTS AND NOISES)" below.

Dialogue:

LUANNE: Well, if you're so worried, come with me.

J.P.: Cane told me to bring my friends for the driveway.

BUCKLEY: Oh, you mean it?

BUCK NORRIS Ultimate... ng expertly REVEAL Peggy and jerking of the sting.